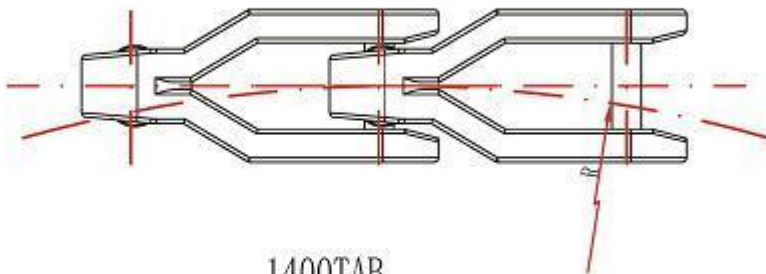
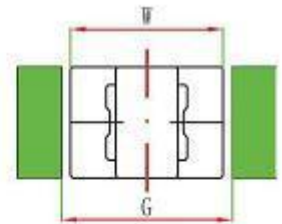
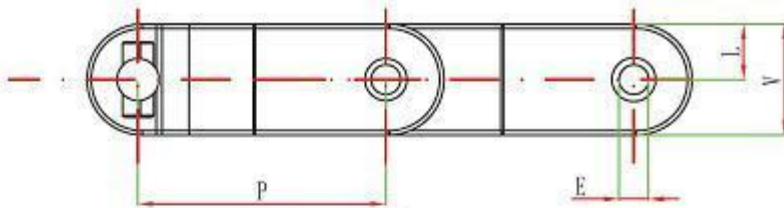


1400/1400TAB Series case conveyor chain

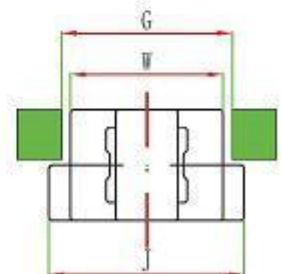
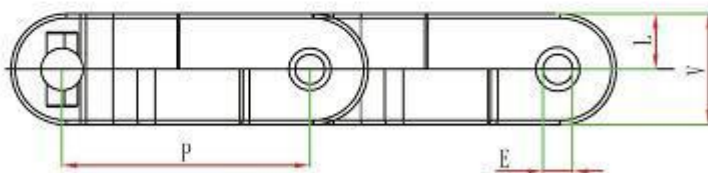
- Main application is for transportation of heavy cartons etc.
- Material: POM, color: white
- Pin material: stainless steel
- Working load: 6400N
- Max speed: 30m/min with lubrication; 20m/min dry
- package: 12 pcs per meter.



1400



1400TAB



	mm
E	10.0
G	54
J	65
V	37
L	18.5
P	82.5



sprocket P304



parts P306-332



wear strip P355-359



chain guide P343-354

Code	Width mm	Weight kg/m	Backflex radius	Sidelflex radius
1400	50	1.75	75	450
1400tab	50	2.02	75	450