


T-1400PG modular belt

- Application: glass and plastic bottles, conveyor machine
- Material: POM. Work temperature: -30°C ~ +90 °C
- Pin: PA6
- Work load: POM,10500N/M
- Color: blue
- Open area: 14%
- Weight: 8.05kg/sq



sprocket P83



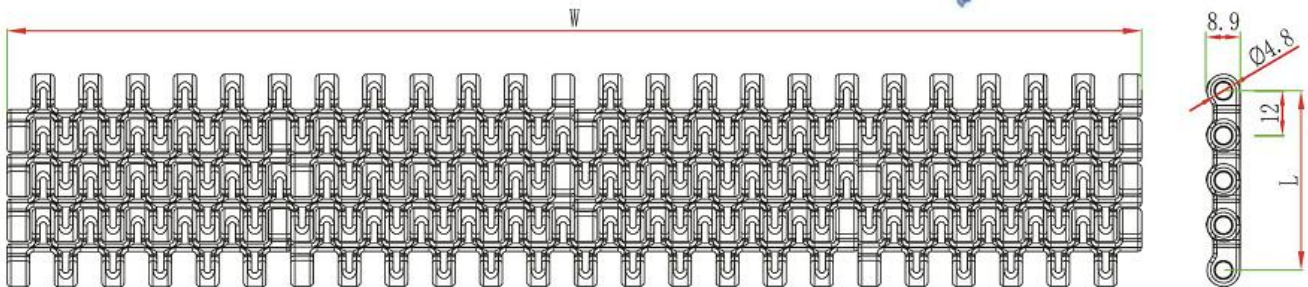
parts P306-332



wear strip P355-359



chain guide P343-354



Standard Width $W=76.2*N$


Non-standard Width $W=76.2N+12.7*n$

W (mm)	76.2	152.4	228.6	304.8	381	457.2	533.4	609.6	685.8	76.2*N
--------	------	-------	-------	-------	-----	-------	-------	-------	-------	--------

Remarks: N, n is the multiples of integers, when design or purchase the belt, please contact the sales first to confirm the actual width.

T-1400PB modular belt

- Application: glass and plastic bottles, conveyor machine
- Material: POM. Work temperature: -30°C ~ +90 °C
- Pin: PA6
- Work load: POM,10500N/M
- Color: blue
- Open area: 0%
- Weight: 8.62kg/sq



sprocket P83



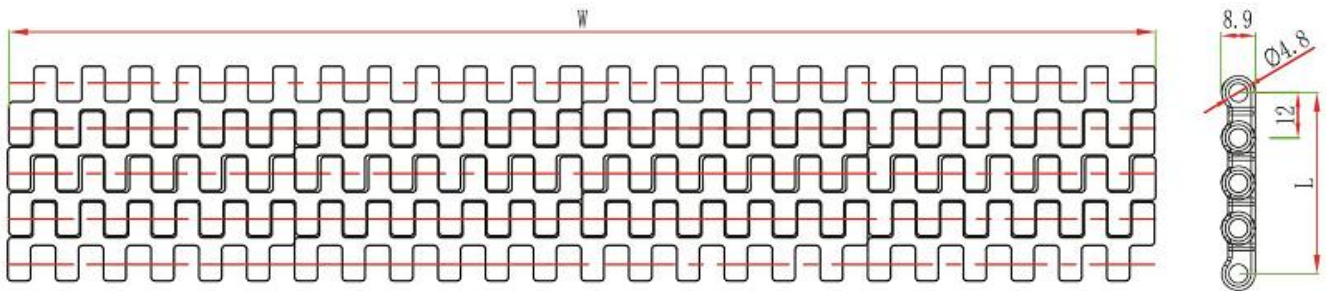
parts P306-332



wear strip P355-359



chain guide P343-354



Standard Width $W=76.2*N$

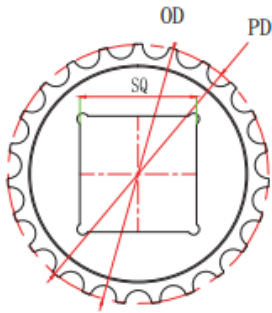
Non-standard Width $W=76.2N+12.7*n$

W (mm)	76.2	152.4	228.6	304.8	381	457.2	533.4	609.6	685.8	76.2*N
--------	------	-------	-------	-------	-----	-------	-------	-------	-------	--------

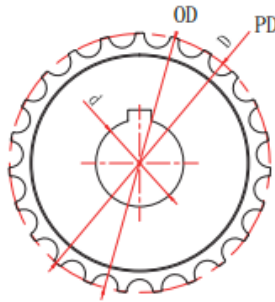
Remarks: N, n is the multiples of integers, when design or purchase the belt, please contact the sales first to confirm the actual width.

T-1400 Sprocket

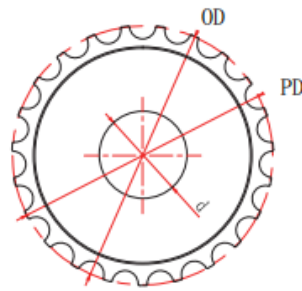
Raw material: PA6



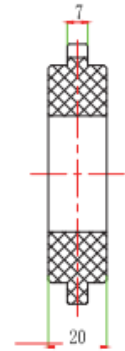
Square Bore



Round bore with keyway



Round Bore
w/o keyway



Teeth	Pitch diameter r(mm)	Outer diameter r(mm)	Bore size (mm)	Sprocket model		
				Square bore	Round bore	
					with keyway	w/o keyway
12	46.94	47.5	20	1-T-1400-12-20	2-T-1400-12-20	
			25	1-T-1400-12-25	2-T-1400-12-25	
15	58.44	59.17	20	1-T-1400-15-20	2-T-1400-15-20	
			25	1-T-1400-15-25	2-T-1400-15-25	
			30	1-T-1400-15-30	2-T-1400-15-30	
20	77.67	78.2	25	1-T-1400-20-25	2-T-1400-20-25	
			25	3-T-1400-20-25	2-T-1400-20-30	
			30	1-T-1400-20-30	2-T-1400-20-35	
			35	1-T-1400-20-35	2-T-1400-24-25	
24	93.08	93.5	25	1-T-1400-24-25	2-T-1400-24-30	
			30	1-T-1400-24-30	2-T-1400-24-35	
			35	1-T-1400-24-35	2-T-1400-32-25	
32	123.96	124.24	25	1-T-1400-32-25	2-T-1400-32-30	
			30	1-T-1400-32-30	2-T-1400-32-35	
			35	1-T-1400-32-40*40	1-T-1400-32-35	2-T-1400-12-20