

# T-2500PB modular belt



- Application: Pharmaceutical industry ,especially small bottles
- Mat: POM Work temp: -30°C ~ +90 °C
- Pin mat.: POM Color:coffee
- Load: POM 5250N/M Weight:6.1kg/m2



P79



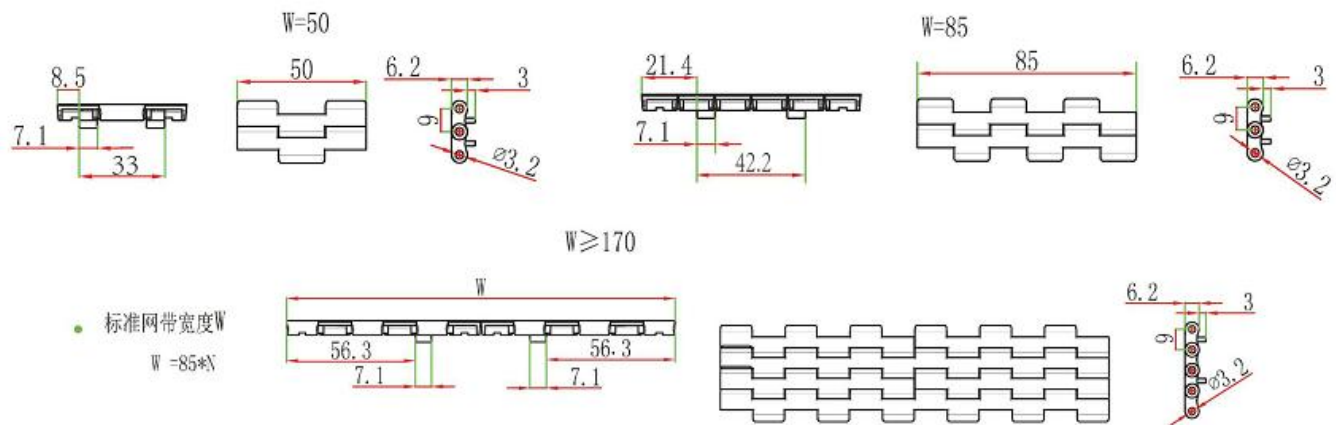
P306-332



P355-359



P343-354



Standard Width:  $W=85*N$

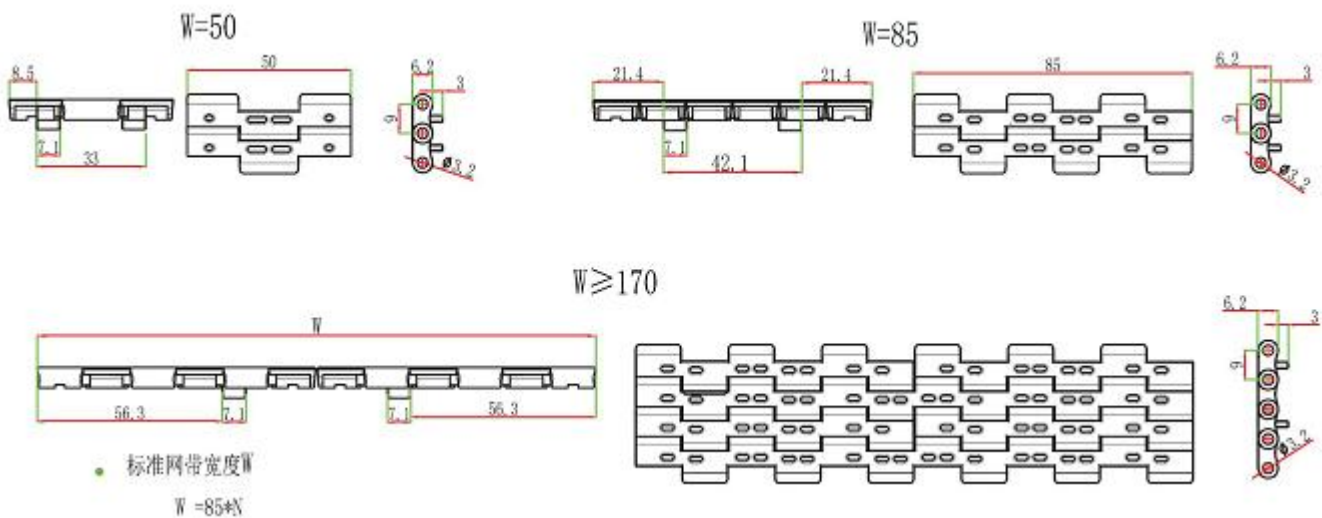

W (mm)	50	85	170	255	340	425	510	595	680	765	85*N
--------	----	----	-----	-----	-----	-----	-----	-----	-----	-----	------

Remarks: N, n is the multiples of integers, when design or purchase the belt, please contact the sales first to confirm the actual width.

# T-2500PG modular belt



- Application: Pharmaceutical industry ,especially small bottles;
- Material: POM. Work temperature: -30°C ~ +90 °C
- Pin mat.: POM Color:coffee
- Load: POM 5250N/M
- Open area: 7%



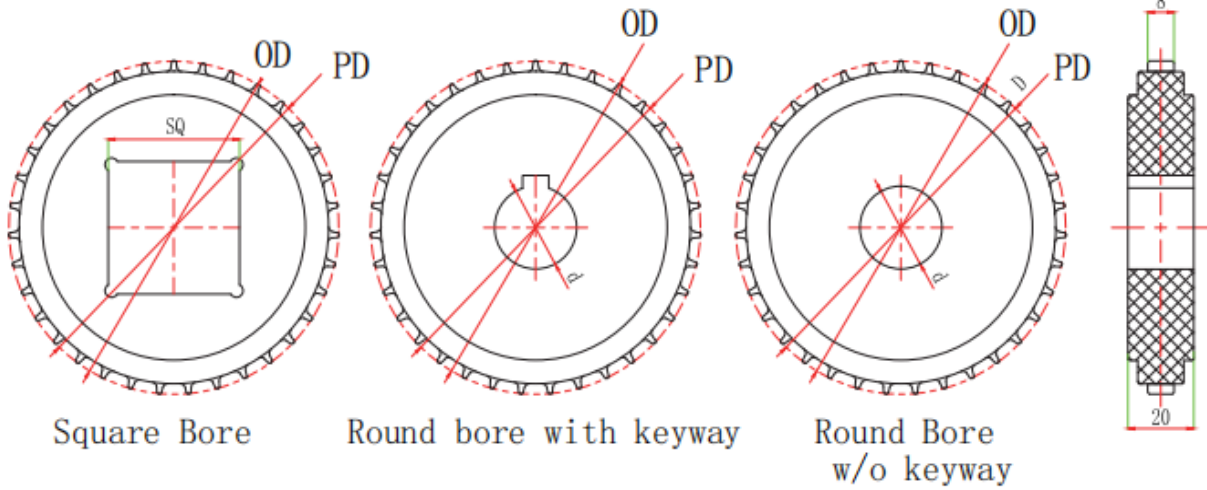
Standard Width:  $W = 85 * N$

W (mm)	50	85	170	255	340	425	510	595	680	765	85*N
--------	----	----	-----	-----	-----	-----	-----	-----	-----	-----	------

Remarks: N, n is the multiples of integers, when design or purchase the belt, please contact the sales first to confirm the actual width.

# T-2500 Sprocket

Raw material: PA6



## Machined sprocket

Teeth	Pitch Diameter (mm)	Outer Diameter (mm)	Bore size (mm)	Sprocket model		
				Square bore	Round bore	
					with keyway	w/o keyway
20	57.53	57.8	15		1-T-2500-20-15	2-T-2500-20-15
			20		1-T-2500-20-20	2-T-2500-20-20
			25		1-T-2500-20-25	2-T-2500-20-25
			30		1-T-2500-20-30	2-T-2500-20-30
25	71.81	72	25		1-T-2500-25-25	2-T-2500-25-25
			30		1-T-2500-25-30	2-T-2500-25-30
			35		1-T-2500-25-35	2-T-2500-25-35
			40		1-T-2500-25-40	2-T-2500-25-40
30	86.1	86.3	25		1-T-2500-30-25	2-T-2500-30-25
			30		1-T-2500-30-30	2-T-2500-30-30
			35		1-T-2500-30-35	2-T-2500-30-35
			40	1-T-2500-30-40X40	1-T-2500-30-40	2-T-2500-30-40
35	100.4	100.6	25		1-T-2500-35-25	2-T-2500-35-25
			30		1-T-2500-35-30	2-T-2500-35-30
			35		1-T-2500-35-35	2-T-2500-35-35
			40	1-T-2500-35-40X40	1-T-2500-35-40	2-T-2500-35-40
39	111.85	112	25		1-T-2500-40-25	2-T-2500-40-25
			30		1-T-2500-40-30	2-T-2500-40-30
			35		1-T-2500-40-35	2-T-2500-40-35
			40	1-T-2500-39-40X40	1-T-2500-40-40	2-T-2500-40-40